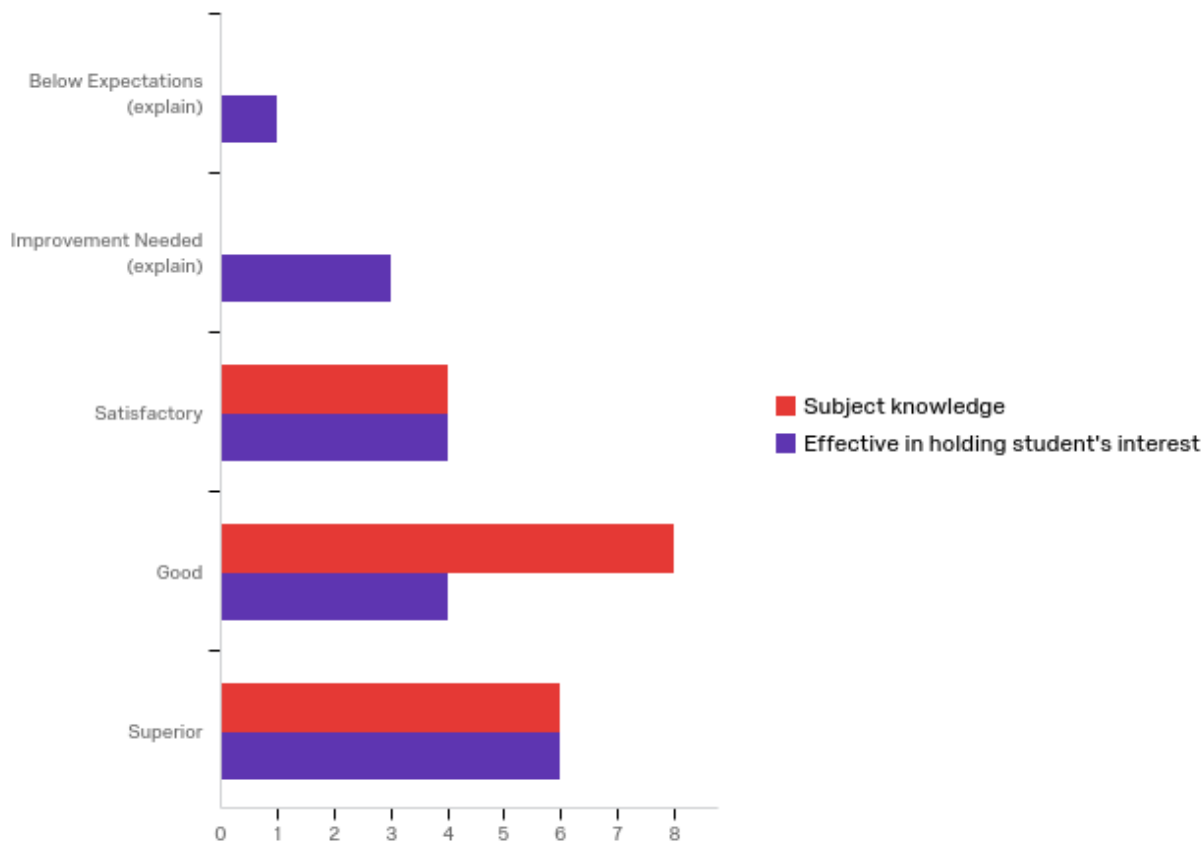


Fall 2017 USP 186 Survey

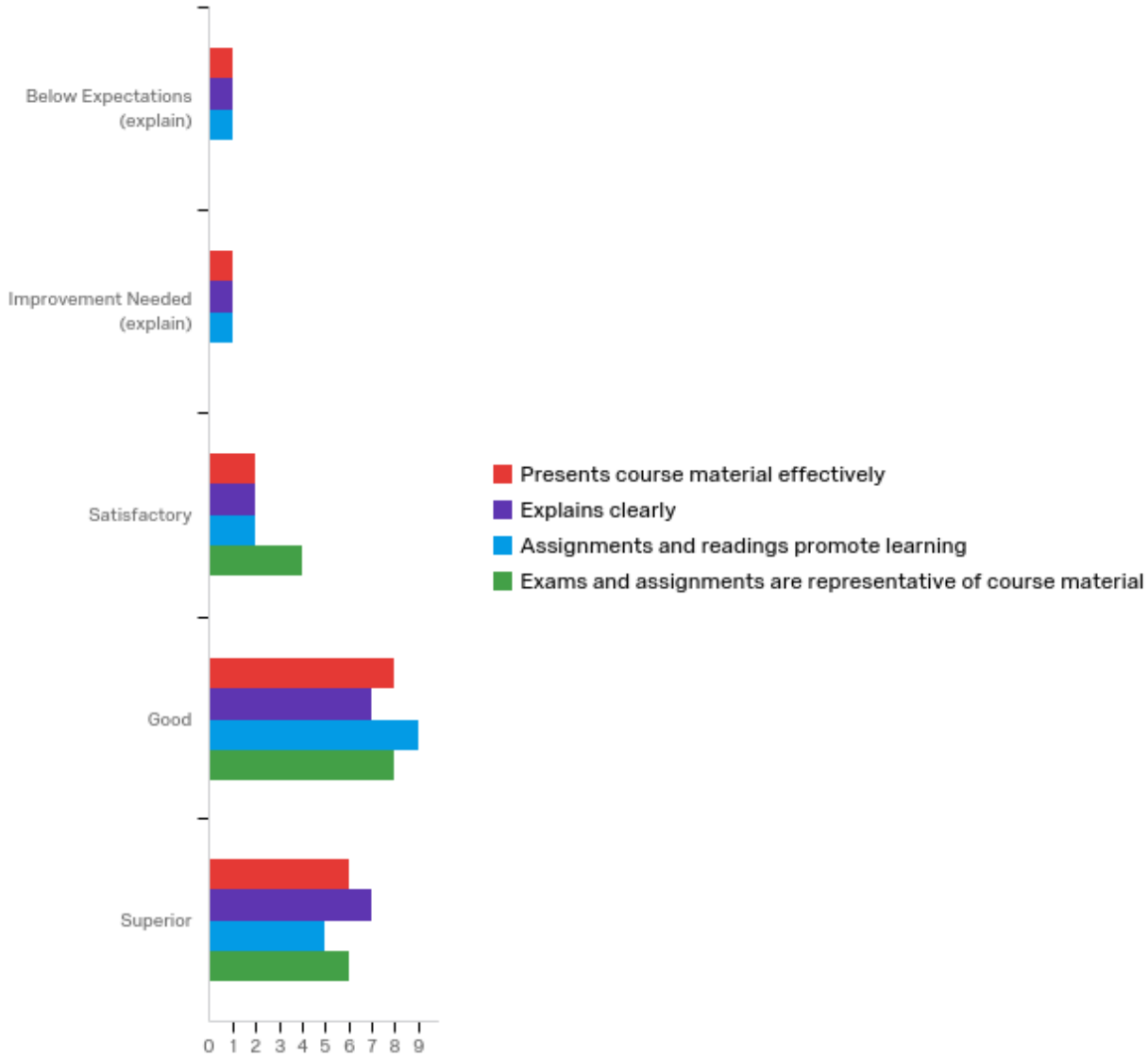
The following survey is for USP 186: Senior Sequence Research Proposal and Professor Keith Pezzoli. The data collected from this survey will be completely anonymous and is used to improve this course as well as the USP Program overall. There will be a section at the end of the survey for comments.

Handling of Lecture



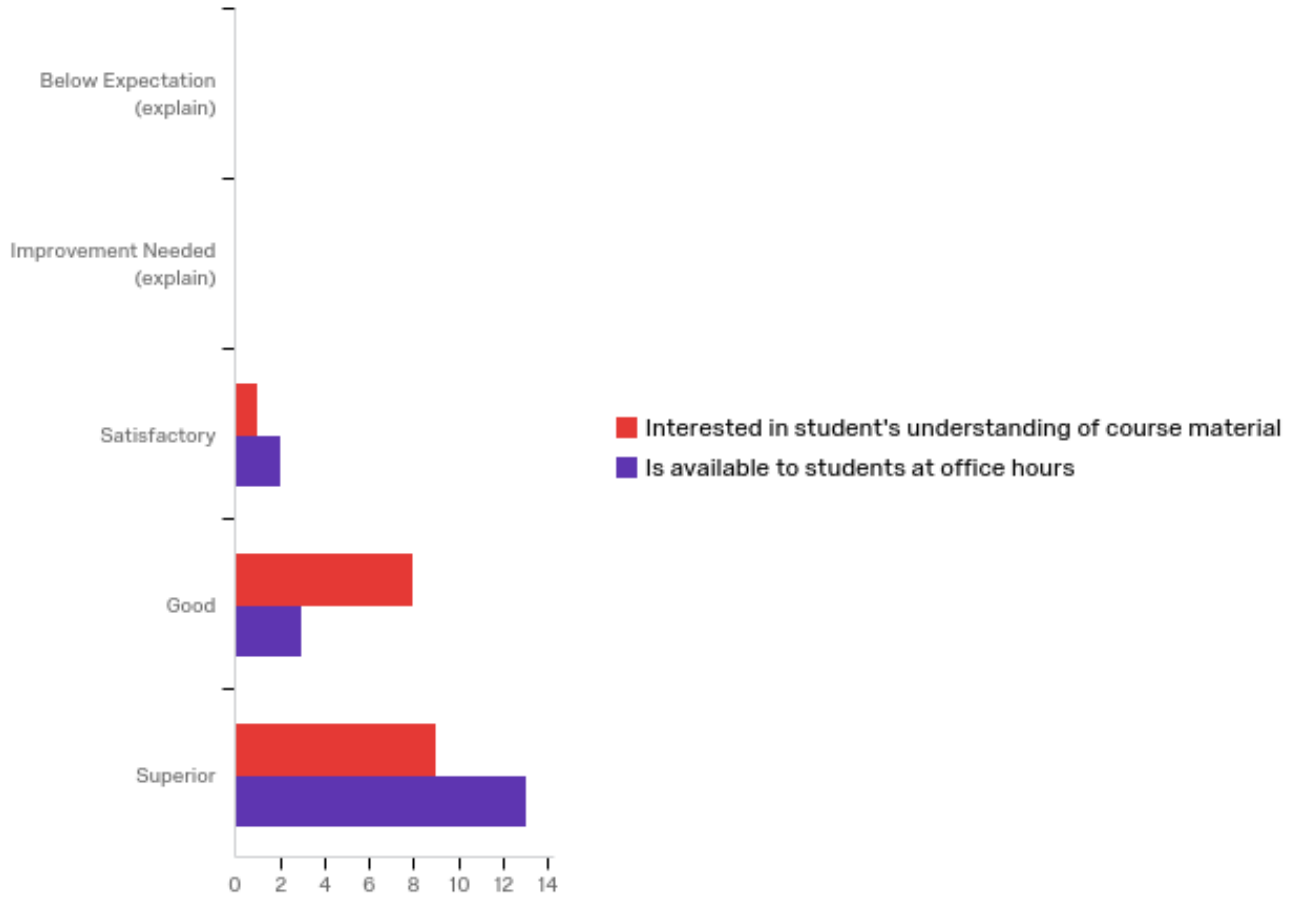
| # | Question | Below Expectations (explain) | Improvement Needed (explain) | Satisfactory | Good | Superior | Total |
|---|---|------------------------------|------------------------------|--------------|----------|----------|-------|
| 1 | Subject knowledge | 0.00% 0 | 0.00% 0 | 22.22% 4 | 44.44% 8 | 33.33% 6 | 18 |
| 2 | Effective in holding student's interest | 5.56% 1 | 16.67% 3 | 22.22% 4 | 22.22% 4 | 33.33% 6 | 18 |

Preparation & Presentation of Subject Matter



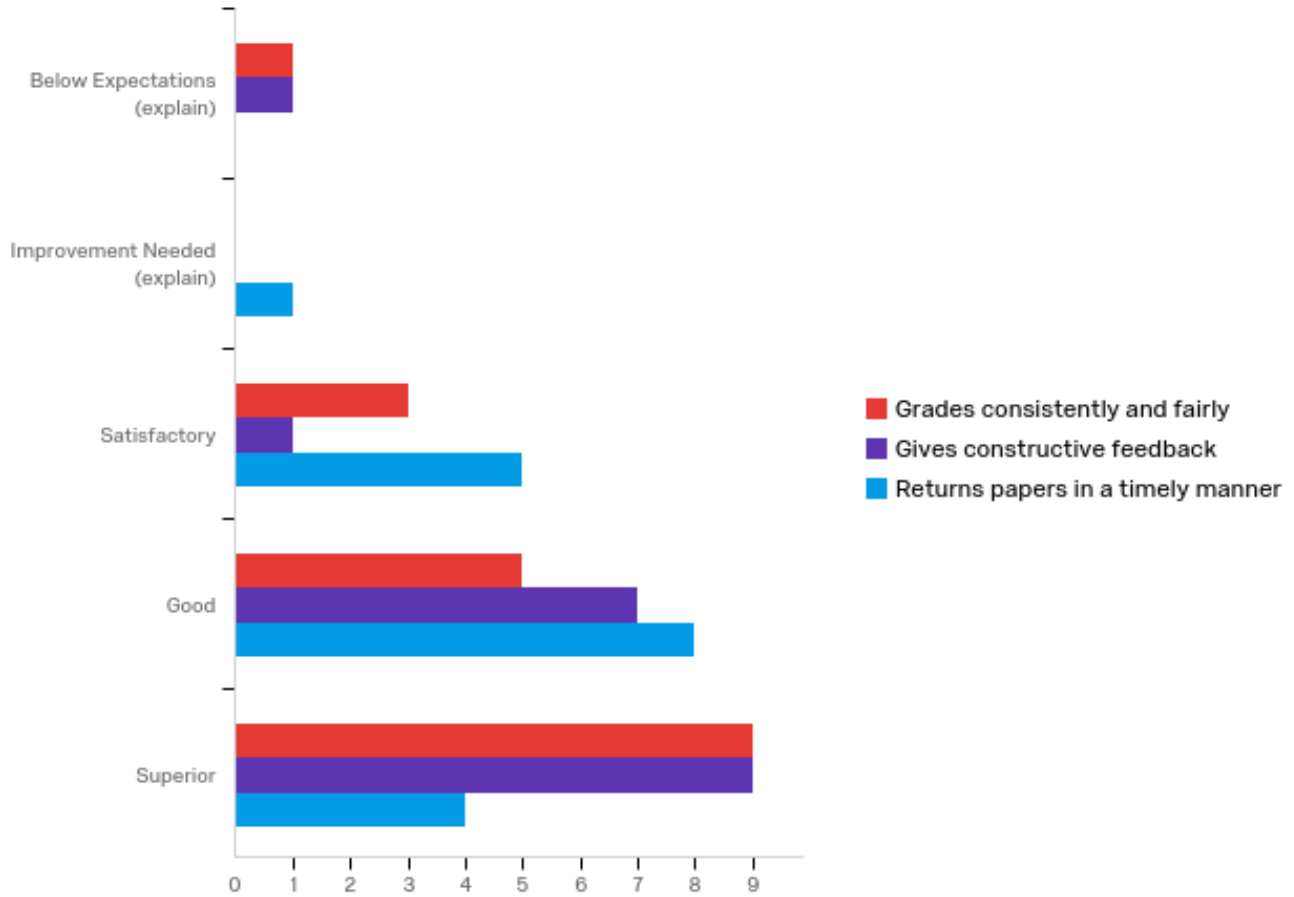
| # | Question | Below Expectations (explain) | Improvement Needed (explain) | Satisfactory | Good | Superior | Total |
|---|---|------------------------------|------------------------------|--------------|----------|----------|-------|
| 1 | Presents course material effectively | 5.56% 1 | 5.56% 1 | 11.11% 2 | 44.44% 8 | 33.33% 6 | 18 |
| 2 | Explains clearly | 5.56% 1 | 5.56% 1 | 11.11% 2 | 38.89% 7 | 38.89% 7 | 18 |
| 3 | Assignments and readings promote learning | 5.56% 1 | 5.56% 1 | 11.11% 2 | 50.00% 9 | 27.78% 5 | 18 |
| 4 | Exams and assignments are representative of course material | 0.00% 0 | 0.00% 0 | 22.22% 4 | 44.44% 8 | 33.33% 6 | 18 |

Relationship with Students



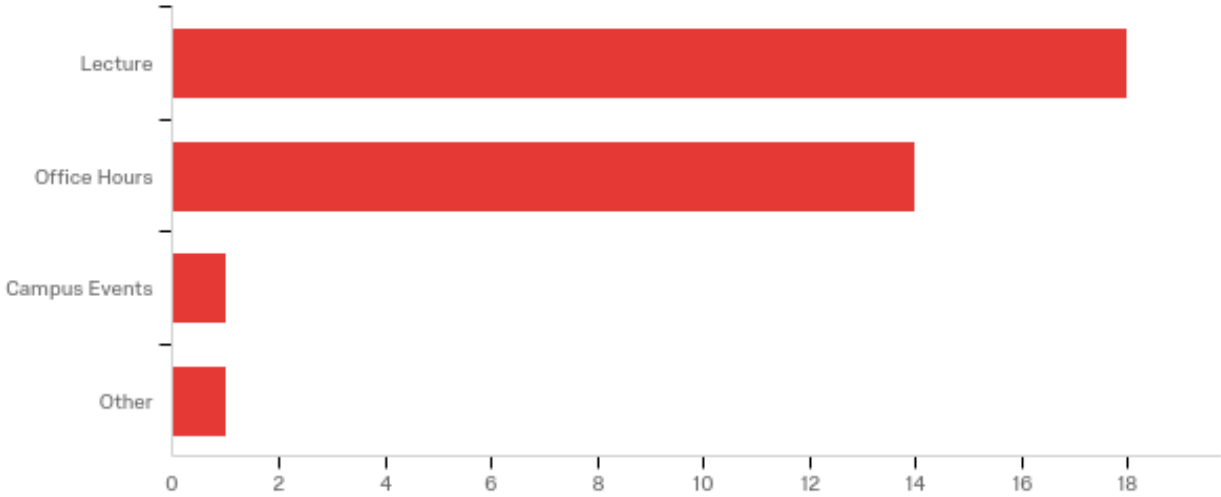
| # | Question | Below Expectation (explain) | Improvement Needed (explain) | Satisfactory | Good | Superior | Total |
|---|--|-----------------------------|------------------------------|--------------|----------|-----------|-------|
| 1 | Interested in student's understanding of course material | 0.00% 0 | 0.00% 0 | 5.56% 1 | 44.44% 8 | 50.00% 9 | 18 |
| 2 | Is available to students at office hours | 0.00% 0 | 0.00% 0 | 11.11% 2 | 16.67% 3 | 72.22% 13 | 18 |

Grading of Papers and Projects



| # | Question | Below Expectations (explain) | Improvement Needed (explain) | Satisfactory | Good | Superior | Total |
|---|-----------------------------------|------------------------------|------------------------------|--------------|----------|----------|-------|
| 1 | Grades consistently and fairly | 5.56% 1 | 0.00% 0 | 16.67% 3 | 27.78% 5 | 50.00% 9 | 18 |
| 2 | Gives constructive feedback | 5.56% 1 | 0.00% 0 | 5.56% 1 | 38.89% 7 | 50.00% 9 | 18 |
| 3 | Returns papers in a timely manner | 0.00% 0 | 5.56% 1 | 27.78% 5 | 44.44% 8 | 22.22% 4 | 18 |

Please indicate the type of contact with instructor (select all that apply)



| # | Answer | % | Count |
|---|---------------|--------|-------|
| 1 | Lecture | 52.94% | 18 |
| 2 | Office Hours | 41.18% | 14 |
| 3 | Campus Events | 2.94% | 1 |
| 4 | Other | 2.94% | 1 |
| | Total | 100% | 34 |